

How to Write in Secret Ink!

#1: Use a white wax candle to write your prediction on a piece of paper. Reveal your secret prediction by painting the paper with watercolour paint.

#2: Write your prediction on paper using a cotton bud dipped in lemon juice. Reveal your prediction by holding the paper over a light bulb.

#3: Use a toothpick to make an indentation of your prediction onto a piece of paper. Reveal your prediction by lightly colouring over the indentation with a pencil.



MISSION 3:

Send a Secret Message!

Scan the QR code to view the shortlisted CBCA books on Story Box Library. Then use secret ink to predict the award-winning book for 2019.

MISSION 2:

Use your Power of Super Speed!

Log into Story Box Library, and record how many stories you can view in 20 minutes. _____



MISSION 1:

Use your Power of Invisibility!

Find a place or create a secret lair where you can watch Story Box Library without being seen by others.

MISSION 4:

Discover your Secret Power!


Scan the QR Code to take Story Box Library's Secret Power Quiz.



MISSION 5:

Reading is a Secret Power.

Search and view stories on Story Box Library, and find three book characters who like to read.



www.storyboxlibrary.com.au

BOOK WEEK 2019
Reading is My Secret Power



SECRET READING MISSION FILE

Receive a stamp when you complete each Secret Reading Mission.



INSTRUCTIONS FOR EDUCATORS, LIBRARIANS & GUARDIANS

To celebrate the 2019 Book Week theme, Reading is My Secret Power, Story Box Library has prepared SECRET READING MISSIONS for your children to complete in classrooms, local libraries or at home.

INSTRUCTIONS FOR USING THE STORY BOX LIBRARY SECRET READING MISSIONS

- 1. We have provided the Secret Reading Mission File in two formats: one that can be folded into a miniature booklet, and the other as a single-sided sheet. Choose which format best suits the age and ability of your children.
- 2. Print or photocopy the Secret Reading Missions (either as a booklet or single-sided sheet) onto A4 or A3 paper. A3 is recommended if you will be using the booklet option.
- 3. Ensure you have a QR Code Reader installed on your device.
- 4. Discuss the Secret Reading Missions with your children before starting to ensure they understand each task. Young children will require adult assistance to complete some tasks.
- 5. Consider encouraging children to work collaboratively in pairs, with school buddies or as a family to complete the missions.
- 6. Stamp the Secret Reading Mission file for your children each time they complete a mission.




HOW TO FOLD THE SECRET READING MISSION FILE BOOKLET



Step 1

Starting with the printed side face-down, fold A3 page in half.



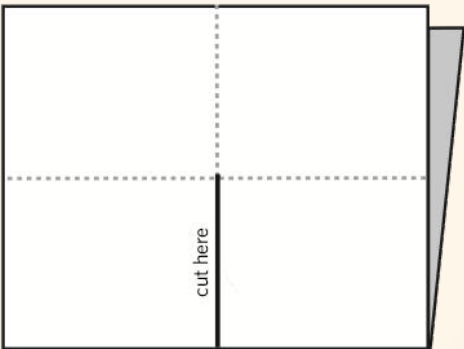
Step 2

Fold A3 page in half again.



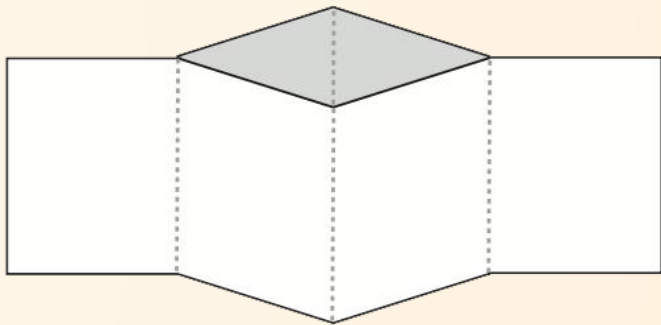
Step 3

Fold A3 page in half again for a third time, but lengthways.



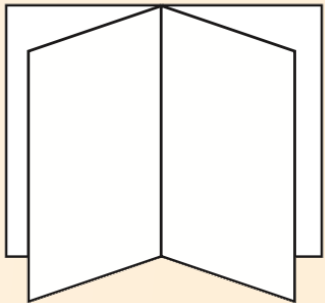
Step 4

Open the last two folds made and cut along the dotted lines, starting at the fold and stopping at the scissors symbol.



Step 5

Fold the A3 page lengthways and push the ends together.



Step 6

Fold into position, and you have yourself a miniature booklet!



BOOK WEEK 2019

Reading is My Secret Power



SECRET READING MISSION FILE

Receive a stamp when you complete
each Secret Reading Mission.

FOR YOUR EYES ONLY

CLASSIFIED

TOP
SECRET

MISSION 1:

Use your Power of Invisibility!

Find a place or create a secret lair where
you can watch Story Box Library without
being seen by others.



MISSION 2:

Use your Power of Super Speed!

Log into Story Box Library, and record how
many stories you can view in
20 minutes. _____



MISSION 3:

Send a Secret Message!

Scan the QR code to view the shortlisted
CBCA books on Story Box Library. Then
use secret ink to predict the
award-winning book
for 2019.



MISSION 4:

Discover your Secret Power!

Scan the QR Code to take Story Box Library's
Secret Power Quiz.



MISSION 5:

Reading is a Secret Power.

Search and view stories on Story Box Library,
and find three book characters who
like to read.



How to Write in Secret Ink!

#1: Use a **WHITE WAX CANDLE** TO WRITE YOUR PREDICTION
ON A PIECE OF PAPER. REVEAL YOUR SECRET PREDICTION BY
PAINTING THE PAPER WITH WATERCOLOUR PAINT.

#2: WRITE YOUR PREDICTION ON PAPER USING A COTTON
BUD DIPPED IN **LEMON JUICE**. REVEAL YOUR PREDICTION BY
HOLDING THE PAPER OVER A LIGHT BULB.

#3: Use a **TOOTHPICK** TO MAKE AN INDENTATION OF YOUR
PREDICTION ONTO A PIECE OF PAPER. REVEAL YOUR
PREDICTION BY LIGHTLY COLOURING OVER THE
INDENTATION WITH A PENCIL.

CONFIDENTIAL



www.storyboxlibrary.com.au

