

# 2023 Children's Book Week®: “More than costumes!”



READ  
GROW  
Inspire



PETAA  
PRIMARY ENGLISH TEACHING  
ASSOCIATION AUSTRALIA




# Acknowledgement of Country

In the spirit of reconciliation, Story Box Library acknowledges the Traditional Custodians of country throughout Australia and their connections to land, sea and community. We pay our respect to their Elders past and present and extend that respect to all First Nations peoples here today.



# Special Announcement & Housekeeping

Make sure you stay until the end of our presentation for special offers from our event partners, and to find out how you can WIN a Story Tools subscription for your school or public library!



## Jane Moore Deputy Chair at CBCA

Jane is a qualified teacher librarian with many years of teaching experience in primary schools. She is passionate about children's literature and loves to share her knowledge of children's books with her colleagues, teaching staff and students.

Jane is the SA director on the Children's Book Council and part of the team that produces the Children's Book Week merchandise every year. She would like to show you how you can use the theme and the Notable books to inspire your students to create and read.



THE CHILDREN'S  
BOOK COUNCIL  
OF AUSTRALIA

SINCE 1945 — YOUR CONNECTION TO STORY



## Karen Rogers Literacy Leader at PETAA

Karen Rogers is the Literacy Leader for Victoria at PETAA. Her passion for enabling agency through literacy has guided her time as a classroom teacher and she finds joy in sharing her enthusiasm for literacy teaching with other educators.

She enjoys supporting teachers to translate quality research and theory into authentic and meaningful classroom learning experiences for all students.



**Tania DiBerardino**  
**Artist & Educator**  
**at Zart Art**

Tania is the Activity Designer and Program Manager for the Zart Book Week Teachers Resource Publication as well as seeing up to 500 educators Australia-wide as presenter of the Zart Book Week workshops each year.

She is passionate about children's literature and art making. Tania loves to share her knowledge with all educators, students and her colleagues.

Tania aims to encourage and inspire educators to share the wonderful connection between Art and Australian Children's literature.



**Nina Perkinson**  
**Education Resource**  
**Developer at Story Box Library**

Nina Perkinson works as the Education Resource Developer at Story Box Library, creating high-quality classroom resources to accompany stories in the digital collection, plus Story Tools educator resources.


She also works part time as a primary school teacher and tutor. Nina has worked in New Zealand and London as a teacher - and as a resource developer across educational projects.



**Netti Wagner**  
**Creative Director at**  
**Story Box Library**

Netti is the Creative Director / Head of Marketing and Communications at Story Box Library, bringing 20 + years of experience in diverse industry roles in branding, marketing, strategy and project management.

She is an advocate for creatives and creative industries, is completing a PhD and is a sessional lecturer at Deakin Uni facilitating the creative enterprise program with Masters students.



# The Children's Book Council of Australia

## Our purpose

To enrich young lives through [Australian stories](#).

## Our vision

A thriving creative world embracing the transformational [power of stories across generations](#).

## Our mission

To connect, communicate, celebrate and advocate for the [value of stories](#).



READ  
GROW  
Inspire



# The Children's Book Council of Australia

## Board

Director from each state and territory

## Branches


Join your local CBCA branch



READ  
GROW  
Inspire







Established with  
the first book  
awards in 1946.


Fig 2  
To foster the enjoyment of reading good books among children is what the Book Council is all about — a child reads a book at the N.S.W. Exhibition in 1946.

CHILDREN'S  
BOOK WEEK®

READ  
GROW  
Inspire



THE CHILDREN'S  
BOOK COUNCIL  
OF AUSTRALIA



**3 announcements during the year**

**Notables** list in February - 100 books

**Shortlist** in March - 36 books

**Winners and honours** in August

- 6 winners, 10 honour books



**READ  
GROW  
Inspire**







The list is chosen by judges from around Australia.

Judging criteria and the judges are available on our website.

Prize money for the winner and honour books from the 'Awards Foundation'.



READ  
GROW  
Inspire



# Categories for CBCA Book of the Year Awards

Older Readers 13-18 years

Younger Readers 7-12 years

Early Childhood 0-6 years

Picture Book 0-18 years

Eve Pownall Award 0-18 years

New Illustrator 0-18 years



CHILDREN'S  
BOOK WEEK®

READ  
GROW  
Inspire



Every year the members suggest and vote for a theme for the following year.

In 2023 the theme is

**‘Read, Grow, Inspire’**

2023 artist is Matt Ottley



READ  
GROW  
Inspire



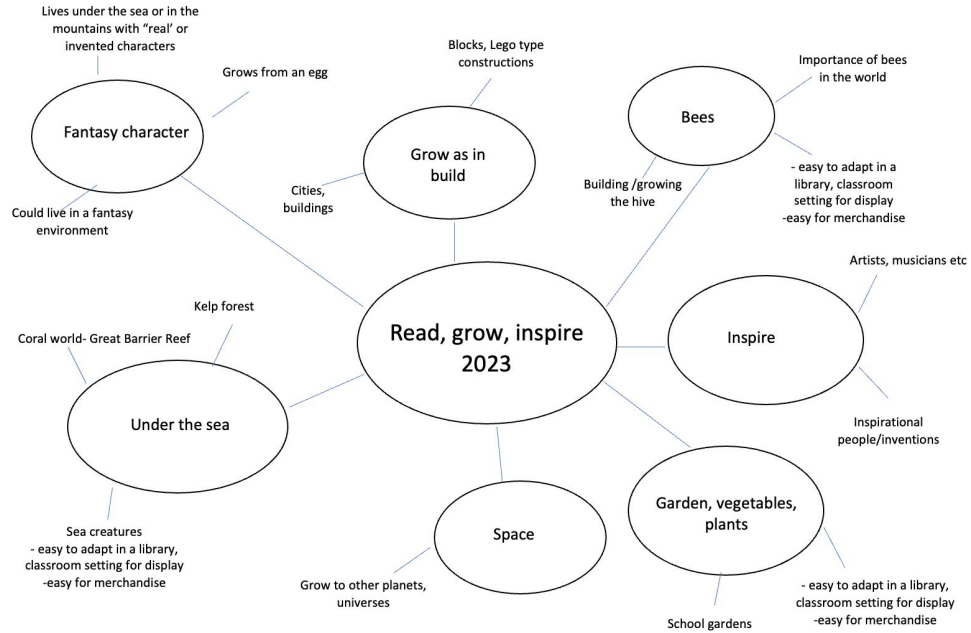
## 2023 CBCA Book Week Theme Announcement



CHILDREN'S  
BOOK WEEK®

READ  
GROW  
Inspire





READ  
GROW  
Inspire



Every year CBCA produces a wonderful range of resources and display material to support and promote the current theme.



READ  
GROW  
Inspire





# Free items for social media

<https://cbca.org.au/cbca-book-week-resources>




READ  
GROW  
Inspire




# Free items for CBCA members

Check out membership on your CBCA Branch website.





Items for sale <https://store.cbca.org.au>




High-res print-ready digital artwork activity file featuring Matt Ottley's interpretation of the 2023 Children's Book Week® theme "*Read, Grow, Inspire*".

Ready to print in A3, this colouring sheet also includes an inspired alphabet activity on the reverse.

**\$25** and can print as many as you want per campus site




READ  
GROW  
Inspire



# Items for sale <https://store.cbca.org.au>

It has all the information you will need at your fingertips.



- Week-to-view planner split into 10 week terms
- List of Australia author and illustrator birthdays
- Suggested reading lists for older readers, younger readers and early childhood
- Great non-fiction book lists to have in your classroom or library
- Books for teachers and parents to help encourage children to read
- Poetry resource package
- Lists of all the previous CBCA Book of the Year winners
- and recording sheets to help you stay organised.
- **\$25**



READ  
GROW  
Inspire



# Items for sale <https://store.cbca.org.au>

## Desk set



### Desk Set - \$27.50

Something special just for you, and just for your work station! There's nearly 50% of savings in this little set of goodies.

[view Desk Set](#) →

## Classroom pack



### Classroom Packs

From \$48.40

The easiest way to promote Children's Book Week® and the week of celebrations is with a Classroom pack. Upsize and take advantage of 30 Spencil A4 exercise book covers! Amazing value!

[Classroom Packs](#) →

## Poster set



### Poster Set - \$22.50

This years Children's Book Week® posters are DOUBLE-SIDED! So every poster comes with the 2023 Book of the Year Shortlisted titles.

[view Poster set](#) →



READ  
GROW  
Inspire



THE CHILDREN'S  
BOOK COUNCIL  
OF AUSTRALIA



# Items for sale <https://store.cbca.org.au>

## Library pack



more of the important bits

### Library Pack - \$110.00

Upsize your classroom pack to a Library Pack so you have more of all the important bits to cater for more eager readers.

[view Library Pack](#) →

## Book-Week-in-a-Tube



### Book-Week-in-a-Tube

From \$71.50  
Everything you need to throw together an amazing display with even more amazing ease!

Bigger space? Upsize to Giant!

[view Book-Week-in-a-Tube](#) →

## Sticker set




### Sticker Combo Set - \$15.80

We want to show off the fun character stickers in our 2023 range so we've made a little combo set.

[view Sticker Combo Set](#) →



READ  
GROW  
Inspire



## Items for sale <https://store.cbca.org.au>



"Read Grow Inspire" Tote

\$5.99 AUD



Pencil Case

\$10.99 AUD



Library Book / Document Carry Bag

\$15.99 AUD



A4 Exercise Book Cover

\$2.49 AUD




READ  
GROW  
Inspire




THE CHILDREN'S  
BOOK COUNCIL  
OF AUSTRALIA




# Items for sale <https://store.cbca.org.au> Merchandising Libraries



2023 Children's Book Week® Social Media Frame  
From \$75.00 AUD



2023 Acrylic Seahorse with fluorescent trim  
\$80.00 AUD



2023 Seahorse Wall Decal  
\$110.00 AUD




# 2023 Catalogue



READ  
GROW  
Inspire



THE CHILDREN'S  
BOOK COUNCIL  
OF AUSTRALIA





## More than costumes attendee special

- 1x A4 Exercise book cover
- 1x A4 sheet of 2023 Children's Book Week® theme character stickers
- 1x 2023 pen

FREE with any order\*\*



\*\*Only available to Storybox Library "More than costumes" registered attendees. Special offer only lasts between 25 July - 10 August 2023 and while stock lasts.

## Special offer



<https://bit.ly/3pZ2YuE>


Code: **SBLmtc23**

CHILDREN'S  
BOOK WEEK®

READ  
GROW  
Inspire



THE CHILDREN'S  
BOOK COUNCIL  
OF AUSTRALIA





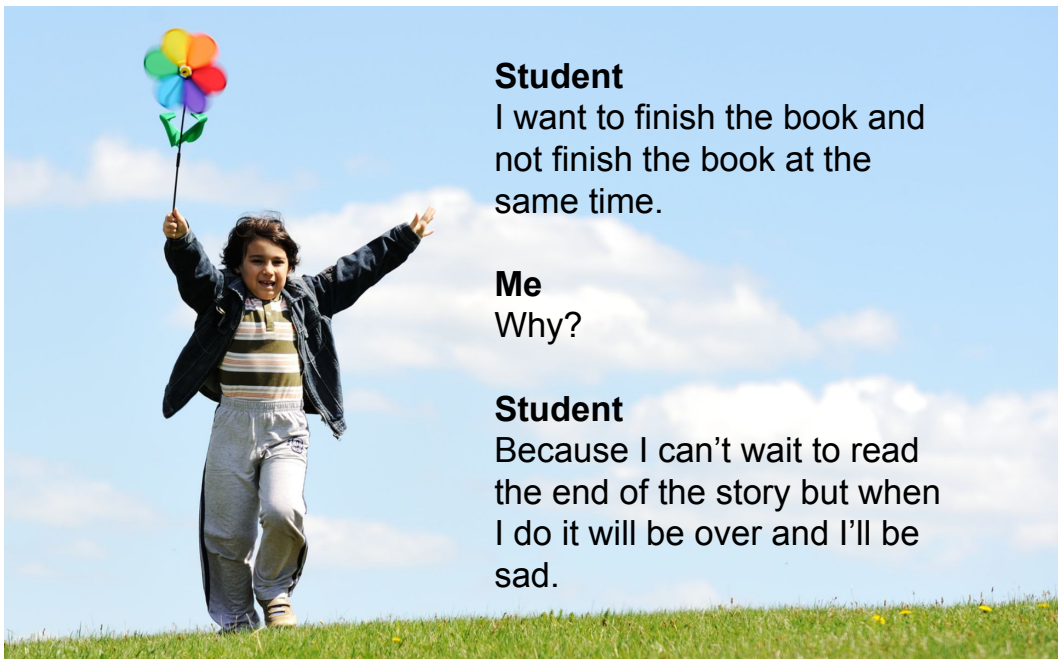


## Why celebrate Book Week?



READ  
GROW  
Inspire





**Student**

I want to finish the book and not finish the book at the same time.

**Me**

Why?

**Student**

Because I can't wait to read the end of the story but when I do it will be over and I'll be sad.



READ  
GROW  
Inspire



# READING FOR PLEASURE.

*“Free voluntary reading”, or “reading because you want to”, is the most powerful tool we have in all language education, for both first and second language development. Study after study done over the last three decades confirms that self-selected reading for pleasure, without book reports or other forms of accountability, results in profound growth in nearly all aspects of literacy as well as in knowledge in a variety of areas. In fact, the research data is so strong that it may be accurate to say that free voluntary reading is the only sure way students will develop enough literacy and knowledge to fully succeed in school.*

Krashen, S. D. (2011) 'FREE VOLUNTARY READING: The Most Powerful Tool We Have in Language Education'



READ  
GROW  
Inspire






## Talking about books

Quality conversations about books stimulate reading comprehension and help develop emotional intelligence and creativity.



READ  
GROW  
Inspire





# Young voices are *welcome here*

Read what the Shadow Judges are saying ...



The home of the Children's Book Council of Australia  
(CBCA) Shadow Judging Program.

<https://shadowjudging.cbca.org.au/>

CHILDREN'S  
BOOK WEEK®

READ  
GROW  
Inspire







<https://shadowjudging.cbca.org.au>



READ  
GROW  
Inspire



# Check out the events and resources from your CBCA branch



**Kate and Jol Temple and  
Book Bento Boxes**



**Presented by  
Kate Moore and Jane Moore  
Children's Book Council of Australia,  
South Australia Branch**



**READ  
GROW  
Inspire**



**Book of the Year announcement  
Friday, August 18th, 12:00 pm AEST**

**Shadow Judging winners  
Friday, August 26th 10:00 am AEST**



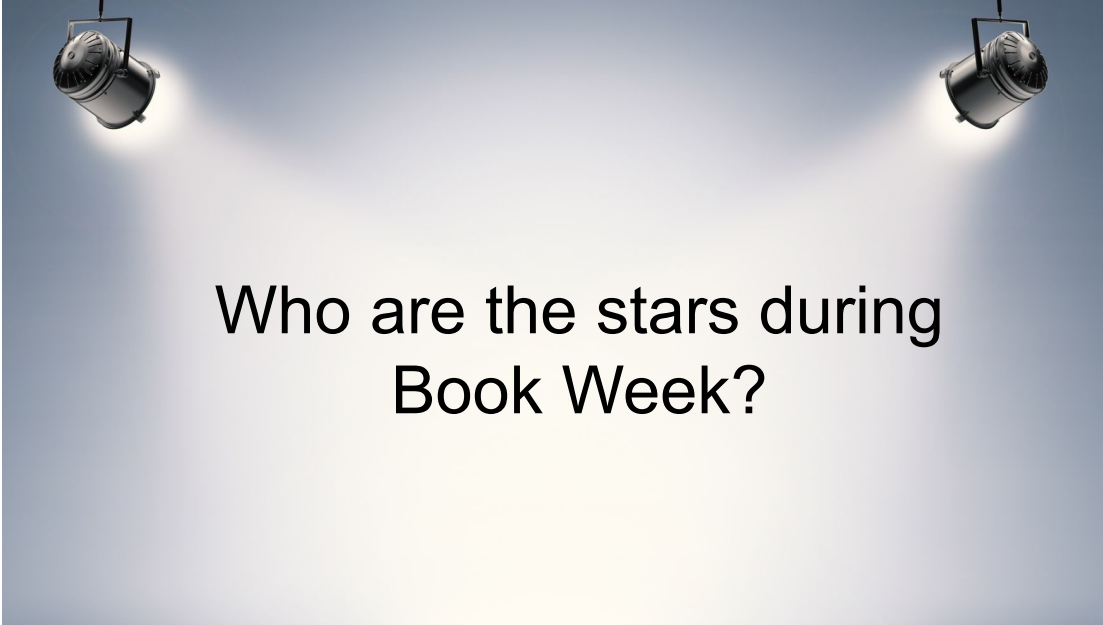
**Very Important**



**READ  
GROW  
Inspire**








Who are the stars during  
Book Week?

CHILDREN'S  
BOOK WEEK®

READ  
GROW  
Inspire





To parade or not  
parade?

<https://clickv.ie/w/UWcr>

<https://youtu.be/qTAj-6aGtGg>



READ  
GROW  
Inspire





CHILDREN'S  
BOOK WEEK®

READ  
GROW  
Inspire



THE CHILDREN'S  
BOOK COUNCIL  
OF AUSTRALIA



# Primary English Teaching Association Australia (PETAA)

---



- ▣ Supporting teachers for more than 50 years
- ▣ Primary English teaching resources, PL and award-winning publications
- ▣ Membership association creating community and time-saving support

# Features of PETAA teaching units




- ▣ More than 450 online
- ▣ Created by expert teachers
- ▣ Linked to Australian Curriculum v9.0
- ▣ Opportunities for differentiated and targeted teaching
- ▣ Written, researched and designed to save you time



# Bev and Kev

---




## Foundation – Year 2

- ▣ Text predictions, text structure, rhyming, adjectives, synonyms, font, dialogue, visual literacy, personal connection
- ▣ H&PE, Visual Arts, Drama
- ▣ Personal & social capability
- ▣ Critical & creative thinking



# Close reading



## Text structure

*Read the text with a focus on its narrative features. Discuss the setting and the main characters. What is the problem in the story? How do we know this? Look at the words on pg. 8 'Bev wished she was somewhere else' and Bev's facial expression on page 9. How do the illustrations and text on pages 1-8 give us clues as to how the characters are feeling? How did Bev resolve or fix the problem? See pg. 22 onwards where Bev first meets Kev.*


[AC9EFLE02](#), [AC9E1LE03](#), [AC9E2LE01](#)

# Using the book for listening, speaking, writing and creating


## Text structure

*Following a whole class discussion, ask students to draw and write what happened at the beginning, middle and end of the story. Encourage students to summarise each section in their own words and to include expressions on the characters' faces that reflect how they are feeling during different parts of the story. How can the background reflect the changes in setting?*

[AC9EFLY06](#), [AC9E1LY06](#), [AC9E2LY06](#), [AC9AVAFP01](#), [AC9AVA2P01](#)



# Close reading



## Text connection and comprehension

*What did Bev and Kev do to become good friends? How did they interact and speak with each other? Write down some of the things they said and did from pg. 22 onwards. Did they take turns to speak and listen? Did they have things in common? Did they express gratitude? Point out the use of full stops, italics, question and exclamation marks throughout their dialogue. Ask students to share what they like to do with their friends. What are some questions they could ask their friend? How do they differ from statements?*


[AC9EFLA02](#), [AC9E1LA01](#), [AC9E2LA01](#), [AC9HPFP02](#), [AC9HP2P02](#)

# Using the book for listening, speaking, writing and creating

## Text connections and interacting with others


*Students write a short script between two friends that includes statements, questions and active listening. They should also include a series of actions. Students rehearse and perform their interaction for the class. Audience members take turns to provide constructive feedback on what they did well and what could be improved.*

[AC9EFLY02](#), [AC9E1LY02](#), [AC9E2LY02](#), [AC9ADRF01](#), [AC9ADR2C01](#)



# Frank's red hat

---




## Year 3 and 4

- Vocabulary, visual literacy, dialogue, characterisation, point of view, noun groups, fluency
- H&PE, Drama, Science
- Personal & social capability



# A is for Australian reefs

---



## Year 5 and 6

- ▣ Text structure & layout, sentence structure, embedded clauses, visual literacy, morphology, writing to entertain, persuade & inform
- ▣ Science, HASS (Geography)
- ▣ Critical & creative thinking
- ▣ Sustainability



# Literature: The Heart of the English Curriculum



PETAA 2023 Leading with Literacy Conference

Literature: the Heart of the English Curriculum

*Earlybird expires 11th August 2023!*

**October 20-21, 2023**

Join us in-person in Melbourne or online!

*\*Whole school options available*

A QR code is located in the bottom left corner of the poster, which likely links to the conference registration page.

**Tania DiBerardino**  
**Artist & Educator**  
**at Zart Art**

Tania is the Activity Designer and Program Manager for the Zart Book Week Teachers Resource Publication as well as seeing up to 500 educators Australia-wide as presenter of the Zart Book Week workshops each year.

She is passionate about children's literature and art making. Tania loves to share her knowledge with all educators, students and her colleagues.

Tania aims to encourage and inspire educators to share the wonderful connection between Art and Australian Children's literature.



# Story Box Library Book Week Resources

## STORY HUNT ACTIVITY

Get busy story hunting!

Scan the QR code, view the story, answer the question and draw a picture.

- JIGSAW: A PUZZLE IN THE POST**  
 Whose book did the jigsaw piece find itself stuck in?  
 Draw a picture of something that you'd like to put in a mystery parcel to someone.
- LIONEL AND ME**  
 Who played Lionel in the kennel at the end of the story?  
 Draw a toy that a dog likes to play with.
- MARKET DAY**  
 Name two foods that were bought at the market.  
 Draw something you would like to buy at the market.
- SNAP!**  
 What animal makes a 'snap' sound in the story?  
 Draw another animal that Frog could come across.
- WHERE THE LERWIGS LIVE**  
 What other birds did you see in the story?  
 Draw a Lerb's tail feather.

READ GROW Inspire THE CHILDREN'S BOOK COUNCIL OF AUSTRALIA

## BOOK REVIEW (UPPER PRIMARY)

NAME: \_\_\_\_\_

TITLE: \_\_\_\_\_

AUTHOR: \_\_\_\_\_

CREATE YOUR OWN BLURB FOR THE BOOK.

---

## KWL-CHART

What I know: \_\_\_\_\_

What I want to know: \_\_\_\_\_

What I have learned: \_\_\_\_\_

---

## VISUAL DETECTIVE

NAME: \_\_\_\_\_

Title of book: \_\_\_\_\_ Date: \_\_\_\_\_

Author: \_\_\_\_\_

Illustrator: \_\_\_\_\_

Sketch by identifying the illustration you have chosen to complete.

- What is the purpose of the image?
- How does it relate to the story?
- What is the mood or feeling of the image?
- How does the image make you feel?

Write a few lines to explain your choice.

How do you think you could use your selected illustration?

Write your answer here.

What is the purpose of the image?  
 How does it relate to the story?  
 What is the mood or feeling of the image?  
 How does the image make you feel?

Write a few lines to explain your choice.

How do you think you could use your selected illustration?

Write your answer here.

SBL Graphic Organiser Templates © Story Box Library

READ GROW Inspire CHILDREN'S BOOK WEEK

SBL Children's Book Week 2023: Activity Cards for Upper Primary 5

## Our Dreaming

What is your favourite illustration in the book?

Use the **Visual Detective** template to explore and interpret the different techniques used in this image. Select those that are relevant to the picture you have chosen, to comment on.

- Why did you choose this particular image?
- What type of mood or feeling does it convey?
- How does it relate to the text?

READ GROW Inspire THE CHILDREN'S BOOK COUNCIL OF AUSTRALIA

SBL Children's Book Week 2023: Activity Cards for Upper Primary 5

## Read, Grow, Inspire Board Game

Help Edna reach Boris at the end of the board, by answering the question cards along the way. Soon they'll be enjoying stories together!

START 01 02 03 04 05 06 07 08 09 10 11 12 13 14 15 16 17 18 19 20 21 FINISH

HOW TO PLAY

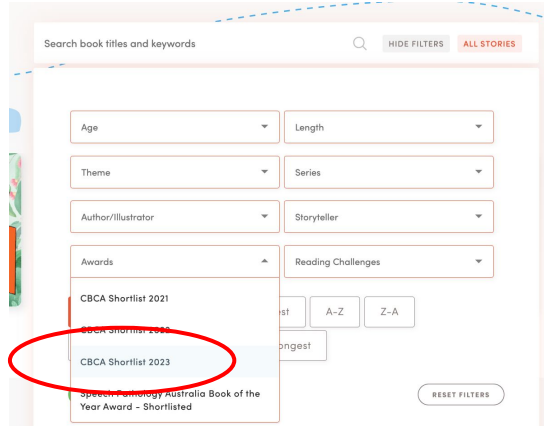
- Roll a dice and select the story from the page below that matches the number you rolled.
- Scan the QR code to watch the story.
- Roll the dice again and move your counter that number of spaces on the board. If you land on a:
  - Yellow 'Pick up a 'Read' card
  - Green 'Pick up a 'Grow' card
  - Blue 'Pick up a 'Inspire' card

READ GROW Inspire THE CHILDREN'S BOOK COUNCIL OF AUSTRALIA

Story Box Library



# Shortlisted Stories



Home or Stories page

Resources section



CBCA Book of the Year Shortlist 2023



# Activity Cards - for Lower, Middle & Upper Primary


A wide range of Activity card tasks for arranged by level. Providing opportunities for students to:

- **Organise, infer, compare and analyse information and language in stories:** using response templates such as Venn diagrams, T-Charts, KWL Charts, Senses Chart, Lists etc.
- **Analyse and review stories, including character analysis, identifying plot structure and evaluating stories from a personal perspective:** using Story Response Templates such as Character Profiles, Author Study, Plot Summaries, Story Maps, Visual Analysis etc.
- **Respond to stories creatively through planning and writing different writing responses:** including Postcards, News Reports, Diary entries, Letters, Menus, Interviews, Descriptions etc.

READ GROW Inspire  
CULTURAL BOOK WEEK  
THE CHILDREN'S BOOK COUNCIL OF AUSTRALIA

SBL Children's Book Week 2023: Activity Cards for Upper Primary 2

### Our Dreaming




- Before reading the story, use the Know section of a KWL Chart to note down what you already know about the 'dreaming'.
- After reading the story, think about what you have learned about the 'dreaming' and write this in the Learn section of the chart. What do you think is the most important message in the story?
- What would you still like to learn and discover about this area of indigenous culture? Note down 2-3 questions in the Wonder section of the chart.

READ GROW Inspire  
CULTURAL BOOK WEEK  
THE CHILDREN'S BOOK COUNCIL OF AUSTRALIA

SBL Children's Book Week 2023: Activity Cards for Lower Primary 33

### Lionel and Me



Use the Character Profile to describe either Maverick or Lionel. Fill in the fields to describe their:


- personality
- appearance
- likes
- dislikes

Don't forget to add a picture.

READ GROW Inspire  
CULTURAL BOOK WEEK  
THE CHILDREN'S BOOK COUNCIL OF AUSTRALIA

SBL Children's Book Week 2023: Activity Cards for Middle Primary 33

### There's No Such Book



Imagine you are Ellie. How did the Book Week parade go?

Write a Diary entry from her perspective about the Book Week parade. Don't forget to include details about what she might have enjoyed and how she felt.





# 1. Activity Cards



Story Box Library  
CBCA Book Week 2023  
Teacher Notes for Upper Primary


#### Activity outline

This resource includes a range of short book response tasks that provide students with creative and engaging opportunities to explore, analyse and connect with the themes, characters, language and literary features of some of the 2023 shortlisted stories.

The response tasks are designed to be used alongside the shortlisted stories which can be viewed and read-along to online here. Each response task includes a printable template which students can use to record their responses in.

A helpful reference table is provided below to outline a list of the stories and the activity cards for each.




<b><i>Come Together: Things Every Aussie Kid Should Know about the First Peoples</i></b> 	19	What do you know, have learnt and still wonder about First Peoples?	<u>KWL Chart *</u>
	20	If you could interview Isaiah Firebrace	<u>Interview Planner</u>
	21	Create a mini glossary	<u>T-Chart</u>
	22	What I'd like others to know about my culture	<u>List</u>
	23	Draft a letter to Isaiah Firebrace	<u>Letter Template *</u>
	24	Write a book review	<u>Book Review</u>

1. Download and open the **Activity Cards** PDF for your level: Lower, Middle or Upper Primary.
2. Refer to the table showing an overview of the Activity Cards for each of the included shortlisted stories.
3. Scroll down the PDF to locate the Activity Cards.

READ GROW Inspire CHILDREN'S BOOK WEEK

SBL Children's Book Week 2023: Activity Cards for Middle Primary 21


## Come Together



Create a mini glossary: You may have come across new terminology/words in the book.

- Select three words or phrases from *Come Together* and explain in your own words, what they mean.
- You might like to create an illustration to go with each of your explanations.

Use the T-Chart to note down the words and your explanations.






## 2. Activity Cards

### 4. Find the **Story Response Template** related to that activity

READ GROW Inspire

SBL Children's Book Week 2023: Activity Cards for Middle Primary 21

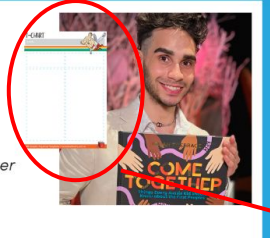

**Come Together**



Create a mini glossary: You may have come across new terminology/words in the book.


- Select three words or phrases from *Come Together* and explain in your own words, what they mean.
- You might like to create an illustration to go with each of your explanations.

Use the T-Chart to note down the words and your explanations.



**T-CHART**


NAME \_\_\_\_\_






# Story Response Templates

A range of **Story Response Templates** related to the Activity Cards can be found in separate PDFs for Lower, Middle & Upper Primary.



**READ  
GROW  
Inspire**

CHILDREN'S  
BOOK WEEK

**Story Box Library  
CBCA Book Week 2023  
Story Response Templates for Upper Primary**

The following templates can be used for recording responses to the Upper Primary Activity Cards:

#	Story Box Library Story Response Template
1	Author Study
2	Book Review
3	Dear Diary
4	Graphic Novel
5	Interview Planner
6	KWL Chart
7	Letter
8	List
9	News Report
10	Plot Summary
11	Postcard
12	Quote Analysis
13	T-Chart
14	Timeline
15	Venn Diagram
16	Visual Detective
17	Writing Template
18	Y-Chart



# Using the Activities in the classroom

**Shared class literacy response activity:** Read story together. Select an Activity Card for the story. Project the Story Response Template onto IWB or large screen, and complete together as a class.

The screenshot displays a video player interface. On the left, a blue banner for 'READ GROW Inspire' is visible, featuring the text 'SBL Children's Book Council of Australia' and 'CHILDREN'S BOOK WEEK'. Below this is a logo of an open book with a face. The main video content shows a 'LIST TEMPLATE' with a 'NAME' field and a cartoon dog character. The template includes a rainbow and the word 'LIST' written in blue. A vertical strip of colorful confetti is on the left side of the template. On the right, a woman is holding a book titled 'Tiny Wonders'. Below her is a 'Story Box Library' logo. At the bottom of the video player, a 'Play' button and a progress bar are visible, showing a time of 00:41 / 04:53. The video player's footer contains the text 'SBL Graphic Organiser Templates © storyboxlibrary.com.au' and another 'Story Box Library' logo.



# Using the Activities in the classroom

## Independent or partner literacy or library activity:

Print out Activity Cards, cut and laminate. Pop in plastic pocket along with copies of the Story Response Template that it uses. Store in basket for students to access independently. They can then:

- view and read along to story via the picture book or on an iPad
- select an Activity Card of choice related to the story
- complete their response in a Story Response Template.



# Board Game

For younger learners - with adult help.

Read, Grow, Inspire Board Game

Help Edna reach Boris at the end of the board, by answering the question cards along the way. Soon they'll be enjoying stories together!

**HOW TO PLAY**

1. Roll a dice and select the story from the page below that matches the number you rolled.
2. Scan the QR code to watch the story.
3. Roll the dice again and move your counter that number of spaces on the board. If you land on a:
  - ▶ Pick up a 'Read' card
  - ▶ Pick up a 'Grow' card
  - ▶ Pick up a 'Inspire' card

©storyboxlibrary.com.au #storytimeanytime

Question cards

	READ	GROW	INSPIRE			
	What animal is on the missing jigsaw piece?	Name one thing that the family discovered in the rubbish pile.	How did the family find the missing jigsaw piece?	Why did Katie and Kitty write a postcard at the end of the story?	Who would you like to send a mystery gift to? What could it be?	What type of puzzles do you like to do?
	What is the name of the dog who is telling the story?	Why was Lionel sent to the kennel?	Name something that Maverick likes to do. Why do you think he enjoys this?	Why did Maverick choose to keep Lionel company in the kennel?	What activity do you think Maverick and Lionel could enjoy together?	What is an activity that you enjoy doing with someone else?
	What musical instrument does the boy in each market scene have?	Name two foods that you saw at the market.	What did the little girl choose to do with her coin? Why do you think she chose to do this?	How does the market bring people together?	If you could go to this market, what do you think you would enjoy the most?	If you could have a market stall, what would you like to sell?
	Name two sounds that you heard in the story?	What creatures in the story can fly?	What sound did you hear that rhymes with 'ap'?	What colour did you notice the most in the story illustrations?	If you were a frog, what other creatures would you like to meet?	What else might you see in or around a pond?
	Can you spot the Lyrebird hiding in different places? How many times?	Where did they see the 'frog green moss'?	Why do you think the family tip-toed?	What does a Lyrebird like to eat?	Name one thing new that you learnt about Lyrebirds?	What clues might help you find a Lyrebird?
	What did Frank use to catch fish (at the beginning of the story)?	What did Frank make at the end of the story?	What did Frank enjoy doing the most?	Why were the penguins nervous about Frank's hats?	If you could make something that brought 'warmth and wonder' to a winter white world, what would it be?	Name something that you like to make?

Also suitable for lower and middle primary students.



# Story Hunt - find and draw

For younger learners - lower primary and early years, with adult help.

## STORY HUNT ACTIVITY

**Get busy story hunting!**

Scan the QR code, view the story, answer the question and draw a picture.

**1** **JIGSAW**  
JIGSAW: A PUZZLE IN THE POST  
Whose boot did the jigsaw piece find itself stuck to?  
Draw a picture of something that you'd like to put in a mystery parcel to someone:

**2** **LIONEL and ME**  
LIONEL and ME  
Who joined Lionel in the kennel at the end of the story?  
Draw a toy that a dog likes to play with:

**3** **MARKET DAY**  
MARKET DAY  
Name two foods that were bought at the market.  
Draw something you would like to buy at the market:

**4** **SNAP!**  
SNAP!  
What animal makes a 'snack' sound in the story?  
Draw another animal that Frog could come across:

**5** **WHERE THE LYREBIRD LIVES**  
WHERE THE LYREBIRD LIVES  
What other birds did you see in the story?  
Draw a Lyrebird's tail feather:

READ GROW Inspire  
THE CHILDREN'S BOOK CLUB OF AUSTRALIA  
CHILDREN'S BOOK WEEK  
@storyboxlibrary.com.au

## STORY HUNT ACTIVITY

**6** **OUR DREAMING**  
OUR DREAMING  
"Our dreaming lives in stories, songs and \_\_\_\_\_"  
Draw and find two animals in the story:

**7** **THE BEST HIDING PLACE**  
THE BEST HIDING PLACE  
Can you find where Alex was hiding?  
Draw something that Archie might find in the cupboard:

**8** **THERE'S NO SUCH BOOK**  
THERE'S NO SUCH BOOK  
What is Ellie's helmet made out of when she is dressed up as an astronaut?  
Draw your favourite dress up or costume:

**Before you finish, please share...**

- Which book was your favourite?
- Which storyteller did you enjoy the most?
- You might like to now have a turn at telling someone a story...

**GREAT STORY HUNTING!**

READ GROW Inspire  
THE CHILDREN'S BOOK CLUB OF AUSTRALIA  
CHILDREN'S BOOK WEEK  
@storyboxlibrary.com.au





# How to access resources

## Active Subscribers

1. Login and select **Resources** from the main menu on Story Box Library
2. Scroll down the Resources page to the **Discover Latest Collections** section
3. Click on the **2023 Book Week Resources** icon
4. Select the resources of choice and download  
<https://storyboxlibrary.com.au/resources/collections/resources-for-children-s-book-week-2023>

storyboxlibrary.com.au/resources

**Discover latest collections**  
Browse collections of story related resources based on

**2023 Book Week Resources**  
Story Resources

**Explore Resources for Children's Book Week 2023 Activities**  
Book Week Resources

- 2023 Book Week Resources - Lower Primary PART 1
- 2023 Book Week Resources - Middle Primary PART 1
- 2023 Book Week Resources - Upper Primary PART 1
- 2023 Book Week Resources - Story Hunt
- 2023 Book Week Resources - Board Game
- 2023 Book Week Resources - Lower Primary PART 2
- 2023 Book Week Resources - Librarians ELCs
- 2023 Book Week Resources - Middle Primary PART 2
- 2023 Book Week Resources - Upper Primary PART 2



# How to access resources

## Non-Subscribers

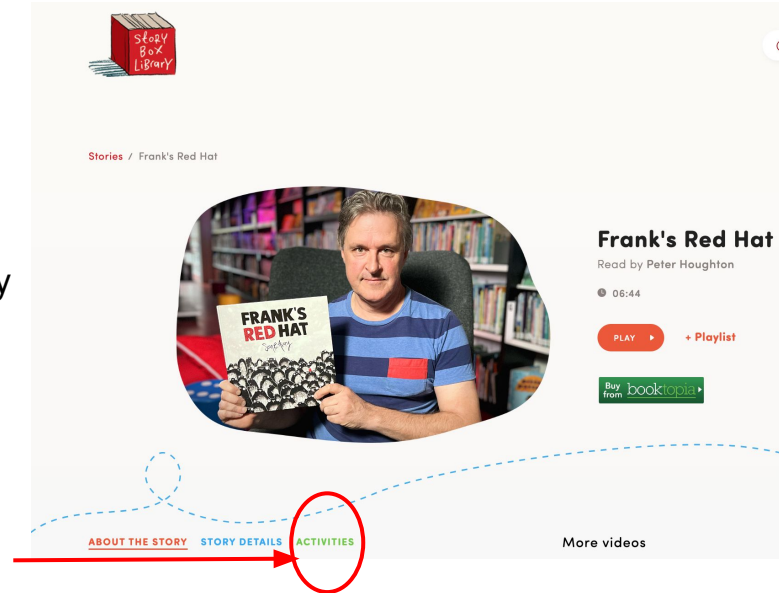
1. Go to [www.storyboxlibrary.com.au](http://www.storyboxlibrary.com.au)
2. Click on the 2023 Book Week Resources banner on the homepage
3. Follow instructions to download the resources.



# Further story resources

Can be found via the **Activities tab** on each of the shortlisted story pages. Download:

- **Classroom Ideas** - prompts with a selection of story response activities
- **Activity Time** - hands-on activity for early years/lower primary.



# Further story resources - Classroom Ideas

Classroom Ideas include:

a) Reflect and Respond - discussion prompts, suggested activities and templates

b) Student Task Sheet for students to complete independently, with templates included.

## SENSES CHART

NAME \_\_\_\_\_

### Design Template

Your design brief is to:

- Create a new accessory for the seals and penguins to wear
- It needs to add colour and warmth!

**Story response ideas continued...**

**5. The pros and cons of being Frank**  
Discuss the pros and cons of being Frank. Think about the environment he lives in, his strengths, interests and challenges etc. Use the Senses Chart to write these down.

**Reflect and Respond**

**Frank's Red Hat**  
Author: Sean E Avery  
Illustrator: Sean E Avery  
Storyteller: Peter Houghton  
Publisher: Walker Books Australia

**Themes:** Creativity, Ambition, Independence, Persistence, Warmth and Fear, Trust, Risk, Humour  
**Year levels:** Lower & Middle Primary

**Discussion questions:**

- What clues does the front cover and title give us about what might happen in this story? Who and what might we find in this story?
- What did Frank enjoy doing?
- Describe one of Frank's creations.
- Why do you think the other penguins were nervous at first about the red hat that Frank had created?
- Who liked Frank's hats? Why do you think this was?
- What do you notice about the use of colour in the illustrations? Why do you think the author chose to use colour in this way? Discuss the use of texture and collage in some of the illustrations.
- Describe the type of environment that Frank and his friends lived in.
- "Take that brought warmth and wonder to his winter white world." How do you think Frank's ideas bring warmth and wonder to his world?
- How has Sean E Avery used humour in this story? Can you spot any humorous details in the illustrations?
- What message do you think the author is trying to communicate in the story? Discuss the themes of independence, determination and creativity.

**Story response ideas:**

**6. Colour poems**  
What were some of the different colours that Frank experimented with when creating his hats? Select one of the colours and use your senses to brainstorm different words associated with it. Use the Senses Chart to note down your ideas. Then arrange these into a poem. For example,  
Orange looks like a tall glass of juice  
Orange sounds like crunchy autumn leaves  
Orange feels like the warmth of a flame  
Orange tastes like spicy corn chips  
Orange smells like freshly squeezed citrus fruit

IT SOUNDS

IT SMELLS

## GRAFFITI WALL

NAME \_\_\_\_\_

### Student Task Sheet

Print this page for your students to use during Library Rotations

Today, you will be viewing and listening to:  
**Frank's Red Hat**

**Author:** Sean E Avery  
**Illustrator:** Sean E Avery  
**Storyteller:** Peter Houghton  
**Publisher:** Walker Books Australia

**Year levels:** Lower & Middle Primary

**Learning tasks:**  
After viewing the story, choose one of the following three activities to complete.

**A. Go on a word hunt**  
Can you find examples of the following types of words in the story:  
1. two action words (verbs)  
2. two describing words (adjectives)  
3. two words that tell us about how characters are feeling (their emotions)  
4. the name of a colour that you haven't heard of before.

Use the **Grffiti** Template to write down each word when you find it. You might like to use different colours and styles to suit the words that you have found.

**B. Create a story map**  
Use the **Story Map** to draw and describe the characters, setting and main problem and solution in the story.

**C. Write a postcard**  
Imagine you are Frank. Write a Postcard using the template below, to a friend telling them about your experiences creating new ideas for your "cold and colourless" environment.  
• Can you include descriptive language?  
• Create a picture for the front of your postcard.

*Scan the QR code to view the story*

CHARACTERS


INTRODUCTION

SOLUTION



# Further story resources - Activity Time


**Activity Time** - hands-on learning experiences designed for younger learners - e.g. craft/art based, nature/outdoors, music and movement, mindfulness, play-based etc.

 *Get busy with Activity Time!*

**Jigsaw: A Puzzle in the Post**

**Author:** Bob Graham  
**Illustrator:** Bob Graham  
**Storyteller:** Roby Favretto  
**Publisher:** Scholastic Australia

**Themes:** Puzzles, Games, Teamwork  
**Activity age:** All ages




**Jigsaw artwork**


You will need:


- Old jigsaw pieces that you are no longer using
- Card or thick paper: A4 or slightly larger
- PVA glue
- Pencil and coloured markers


**Create an artwork out of old jigsaw pieces**

1. Plan your artwork first. Think about how you can use your jigsaw pieces to create a picture. You might like to sketch this out on a scrap piece of paper first to show which parts will be in marker and where the jigsaw pieces will be placed.
2. Start by drawing your design in pencil on to the card or paper.
3. Arrange the jigsaw pieces where you would like them to be glued.
4. Once happy with your creation, add a small blob of PVA glue to the back of each jigsaw piece and stick them on to your card/paper.
5. Wait for the glue to completely dry before picking up your artwork. Can you think of a name for it?

 *Scan the QR code to view the story*






 *Get busy with Activity Time!*

**Where the Lyrebird Lives**

**Author:** Viki Conley  
**Illustrator:** Max Hamilton  
**Storyteller:** Roby Favretto  
**Publisher:** Windy Hollow

**Themes:** Birds, Australia, Native Animals, Sounds  
**Activity age:** Lower & Middle Primary



**How well do you know your bird calls?**


You will need:


- Laptop or tablet with internet access
- Access to <https://museumsvictoria.com.au/melbournuemuseum/at-home/play/bird-calls/>
- Headphones


Do you remember some of the bird sounds from the story?


Take this fun multi-choice quiz on the Melbourne Museum site and listen to different bird calls. Can you match the sound with the correct type of bird?

<https://museumsvictoria.com.au/melbournuemuseum/at-home/play/bird-calls/>

 *Scan the QR code to view the story*







 *Get busy with Activity Time!*

**Our Dreaming**

**Author:** Kiri Saunders  
**Illustrator:** Dub Leffler  
**Storyteller:** Kiri Saunders  
**Publisher:** Scholastic Australia

**Themes:** First Peoples and Nations, Environment, Plants, Australia  
**Activity age:** All ages



**Darrambyang leaf (gumleaf) rubbings**

You will need:

- gum leaves
- thick paper
- crayons (thick ones without paper are easier to use)



**Darrambyang (dah rahm by ung) is the Gundungurra word for 'gumtree'.**


1. Explore your local area with an adult to find and collect darrambyang leaves that have fallen on the ground.
2. Carefully place the leaves under a thick piece of paper. Position them where you'd like to start your rubbing.
3. Using a crayon on its side, gently but firmly rub over the top of the paper where the leaves are positioned underneath. Hold the paper firmly whilst doing this so the leaves don't move around. As you rub over the top of the leaves, the shapes and patterns of the leaves will be revealed on your paper.
4. You can reposition the leaves in other areas under the paper to help fill any blank spaces. You might like to also use different coloured crayons for your rubbings.
5. For a final fancy touch, add metallic pen lines or dots to your artwork that might mimic other natural patterns you have observed in nature.

 *Scan the QR code to view the story*






*Thank you for attending*  
**2023 Children's Book Week®:**  
**“More than costumes!”**







Enjoy open access to  
the PETAA *Bev and  
Kev* teaching unit  
[petaa.edu.au](http://petaa.edu.au)



READ  
GROW  
Inspire



PETAA  
PRIMARY ENGLISH TEACHING  
ASSOCIATION AUSTRALIA





# Celebrate Book Week with Zart

Zart  
Book Week  
Publication




20% off  
using discount code:

**STORYBOX**

(until 25th Aug)

**Special price \$36.92**  
(normally \$46.15)



Zart Book Week  
Online Workshop

Thurs 10th Aug  
3:30pm – 5:00pm (AEST)

(bookings open until 3rd Aug)

**Only \$75!**  
(normally \$99)

Receive the book  
**FREE** when you attend  
the workshop



Scan the QR or email [education@zartart.com.au](mailto:education@zartart.com.au)

Exclusive offers for our Story Box Library friends




READ  
GROW  
Inspire



PETAA  
PRIMARY ENGLISH TEACHING  
ASSOCIATION AUSTRALIA





Coming August 2023, our new student writing competition gives you the chance to WIN a subscription to Story Tools.

**Story Tools is the new story writing series from Story Box Library helping students in grades 3-6 master the mechanics of storytelling.**

Developed to fill a gap in narrative storytelling via digital content in the Australian curriculum, Story Tools supports student creativity, literacy and learning to create confident storytellers.







# Try a free lesson from Story Tools!

We understand that educators need to review a resource thoroughly to determine its suitability and viability.

That's why you can register to access a **free lesson from Series 1 - Story Sparks**, for as long as you need, to evaluate and experience Story Tools first hand.

[TRY A FREE LESSON](#)



**Hear from award-winning creators and education experts on how to nurture student creativity.**

Hosted by author and Story Tools creator Melissa Keil, watch the fantastic panel discussion with award-winning authors George Ivanoff and Nova Weetman, from Story Tools Series 1, plus teachers and education experts Nina Perkinson and Lauren Tomlin, discussing how to nurture student creativity, with practical tips and takeaways.



**Building Confident & Creative Writers**  
Watch the online event!

Active subscribers  
can watch here.

Non-subscribers can register  
to watch here.

